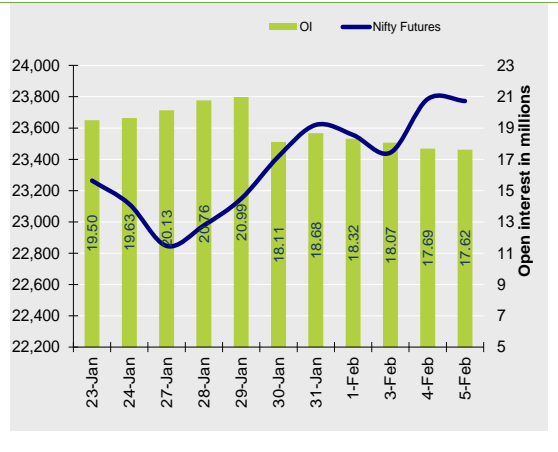


Nifty Snapshot

	Close	Prv Cl.	Ab chg	% chg
Spot	23,696.30	23,739.25	-42.95	-0.18
Futures	23,772.60	23,785.40	-12.80	-0.05
OI(ml shr)	17.62	17.69	-0.07	-0.40
Vol (lots)	55352	147025	-91673	-62.35
COC	76.30	46.15	30.15	65.3
PCR-OI	0.97	1.16	-0.19	-16.2

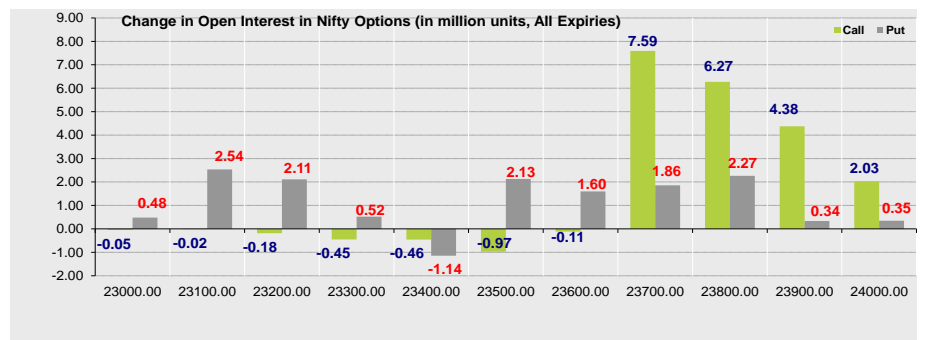
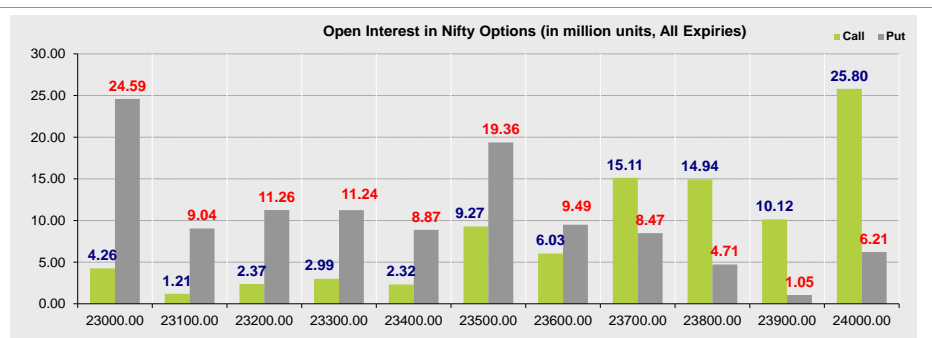
Nifty Futures Price v/s OI



Summary

- Indian markets closed on flat note where buying was mainly seen in Pharmaceuticals, Oil & Gas, Metals Sectors. Nifty Feb Futures closed at 23772.60 (down 12.80 points) at a premium of 76.30 pts to spot.
- FII's were net sellers in Cash to the tune of 1682.83 Cr and were net buyers in index futures to the tune of 633.14 Cr.
- India VIX increased by 0.46% to close at 14.08 touching an intraday high of 14.30.

Open Interest in Nifty Options:



Institutional Activity in previous trading session (in Rs cr.)

	Buy	Sell	Net
Index Futures	2938.94	2305.80	633.14
Index Options	1230379.15	1246070.17	-15691.02
Stock Futures	21731.90	24370.49	-2638.59
Stock Options	65549.31	66520.10	-970.79
FII Cash	14,112.34	15,795.17	-1,682.83
DII Cash	12,860.76	11,864.48	996.28

Net FII Activity (in Rs cr.)

Date	Idx Fut	Stk Fut	Idx Opt	Cash
5-Feb	633.1	-2638.6	-15691.0	-1683
4-Feb	5353.5	7473.7	9022.9	809
3-Feb	-1667.3	-1512.2	-21659.5	-3958
1-Feb	165.3	928.2	3312.5	-1327
31-Jan	-209.2	4192.6	-38042.3	-1189
30-Jan	-4148.1	361.7	-40944.4	-4583

Technical Pivot (Intraday):

	S2	S1	PIVOT	R1	R2
NIFTY	23695	23735	23795	23835	23895
BANKNIFTY	50225	50380	50535	50685	50840

- The above second chart shows previous trading day's change in Nifty options where Addition in OI were seen in 24000, 23900, 23800, 23700 strike Calls and at 23500, 23600, 23700, 23800 strike Puts indicating market is likely to remain range bound in the near term.
- Highest OI build-up is seen at 24000 strike Calls and 23000 strike Puts, to the tune of 25.80mn and 24.59mn respectively.

Outlook on Nifty:

Index is likely to open on a flattish note today and is likely to remain range bound during the day.

(Price is in Rs; OI is in million units; Price chg and OI chg are in percentage) **NB RESEARCH**

Fresh Longs seen in:					Fresh Shorts seen in:				
Scrip	Price	Price chg	OI	OI Chg	Scrip	Price	Price chg	OI	OI Chg
KALYANKJIL	564.2	2.3	20.6	22.0	SOLARINDS	9690.9	-1.0	0.2	141.5
NBCC	95.4	2.2	13.7	18.8	PHOENIXLTD	1706.0	-4.8	0.4	15.2
JKCEMENT	4946.0	0.9	0.7	11.8	BERGEPAIN	478.5	-2.7	9.8	14.6
Short Covering seen in:					Long Unwinding seen in:				
Scrip	Price	Price chg	OI	OI Chg	Scrip	Price	Price chg	OI	OI Chg
METROPOLIS	1787.8	2.9	1.0	-19.5	ICICIPRULI	607.5	-0.8	11.7	-3.9
MFSL	1123.8	1.8	3.8	-14.1	INDHOTEL	819.9	-1.2	16.6	-3.9
CYIENT	1513.1	4.1	2.2	-10.5	SBICARD	823.9	-1.8	15.8	-3.2

NIFTY50 Options OI (CE OI = Resistance) (PE OI = Support)			
Symbol	Highest CE OI	Highest PE OI	CMP
ADANIPTS	1200	1100	1148
ADANIENT	2800	2800	2336
ASIANPAINT	2400	2200	2286
AXISBANK	1050	1000	1017
BAJAJ-AUTO	10000	8000	8972
BAJAJFINSV	1860	1700	1803
BAJFINANCE	9000	8000	8523
BHARTIARTL	1700	1600	1668
BPCL	270	250	263
BRITANNIA	5000	5000	4947
CIPLA	1500	1260	1444
COALINDIA	410	450	384
DIVISLAB	6200	5400	6148
DRREDDY	1240	1200	1225
EICHERMOT	5700	4500	5443
GRASIM	2600	2400	2498
HCLTECH	1760	1540	1721
HDFCBANK	1760	1700	1741
HDFCLIFE	700	540	631
HEROMOTOCO	4400	4200	4268
HINDALCO	610	600	602
HINDUNILVR	2600	2400	2403
ICICIBANK	1300	1200	1272
ITC	460	400	445
INDUSINDBK	1100	1100	1064

NIFTY50 Options OI (CE OI = Resistance) (PE OI = Support)			
Symbol	Highest CE OI	Highest PE OI	CMP
INFY	1920	1800	1907
IOC	130	120	127
JSWSTEEL	950	800	954
KOTAKBANK	2000	1800	1920
LT	3600	3300	3400
LTIM	7000	5500	6042
M&M	3300	3000	3190
MARUTI	13200	12000	13150
NESTLEIND	2400	2100	2240
NTPC	340	390	320
ONGC	270	240	258
POWERGRID	300	280	283
RELIANCE	1300	1200	1285
SBILIFE	1600	1460	1474
SBIN	800	750	769
SUNPHARMA	1800	1700	1748
TATACONSUM	1060	900	1020
TATAMOTORS	800	700	720
TATASTEEL	150	120	135
TCS	4200	4000	4101
TECHM	1800	1600	1669
TITAN	3600	3200	3501
ULTRACEMCO	12000	11000	11610
UPL	580	550	647
WIPRO	359	300	318

OI against MWPL

Symbol	MWPL	Open Interest	Limit for next day	% OI
MANAPPURAM	109606743	94119000	10007405	86%
HINDCOPPER	65482129	53246450	8961572	81%
BANDHANBNK	193371093	148660400	35042138	77%
PNB	687763516	527840000	125535340	77%
AARTIIND	41800237	31813000	7897225	76%
SAIL	289139949	209920000	64762951	73%
CANBK	672420574	487161000	151638545	72%
HUDCO	100095000	71714525	23375725	72%
BANKBARODA	372635498	256832550	97171173	69%
GRANULES	29658038	20107000	8068136	68%
IRFC	356413800	238878675	99714435	67%
TATACHEM	31601465	21165100	8856291	67%
INDUSINDBK	120801433	80650000	34111361	67%
ABCAPITAL	162341346	107692200	46532078	66%
LICHSGFIN	60244101	38194000	19037895	63%
MGL	13335005	8388800	4279454	63%
LTF	168347815	104834690	55095734	62%
BHEL	256482590	154699125	88959335	60%
NMDC	689383367	413856000	241058198	60%
IDEA	8405889130	4971880000	3013714673	59%
CONCOR	55081874	32262000	20065780	59%
ABFRL	121576670	69612400	45885436	57%
RBLBANK	121553638	69465000	46010956	57%
GNFC	17249403	9803300	6583632	57%
PEL	24051388	13602750	9246068	57%
HAL	37934515	21130050	14907739	56%
IRCTC	60165566	33268375	23888912	55%
KALYANKJIL	76642895	42338250	30472500	55%
ACC	16266067	8934600	6518163	55%
LAURUSLABS	78079655	42778800	31396872	55%
BIOCON	93979873	50687500	38593379	54%
ANGELONE	11629844	6123600	4924751	53%
CANFINHOME	18644752	9800700	7911814	53%

OI against MWPL

Symbol	MWPL	Open Interest	Limit for next day	% OI
EXIDEIND	91809066	48016800	39201812	52%
ADANIENT	60081955	30531300	26546557	51%
METROPOLIS	5183181	2628000	2296021	51%
INDUSTOWER	263605264	130536200	119888800	50%
CHAMBLFERT	31728204	15711100	14430693	50%

Derivative Recommendations:

Stock Name	Call (Buy/Sell)	Entry price	Targets	Stop Loss	Duration	Status
ACC 2040 CE	Buy	60	100	40	1-2 Days	Open
EXIDEIND 385CE	Buy	12.5	18	9	1-2 Days	Open
SRF (Bull Call spread)	Strategy	77	163	30	Positional	Open
NIFTY 23900CE	Strategy	23	77	5	1-2 Days	Open

FROM THE EQUITY DERIVATIVE DESK:

NIRAV HARISH CHHEDA
AVP - DERIVATIVES AND TECHNICAL RESEARCH
E-Mail: nirav.chheda@nirmalbang.com
Tel no: 6273-8199/8000

AMIT BHUPTANI
SNR.DERIVATIVES AND TECHNICAL RESEARCH ANALYST
E-Mail: amit.bhuptani@nirmalbang.com
Tel no: 6273-8242/8000

DISCLOSURES

Research Reports that are published by Nirmal Bang Securities Private Limited (hereinafter referred to as "NBSPL") are for private circulation only. NBSPL is a registered Research Analyst under SEBI (Research Analyst) Regulations, 2014 having Registration no. INH000001766. NBSPL is also a registered Stock Broker with National Stock Exchange of India Limited, BSE Limited, Metropolitan Stock Exchange of India Limited, Multi Commodity Exchange of India Limited, National Commodity and Derivative Exchange Limited and Indian Commodity Exchange Limited in cash and Equity and Commodities derivatives segments.

NBSPL has other business divisions with independent research teams separated by Chinese walls, and therefore may, at times, have different or contrary views on stocks and markets.

NBSPL or its associates have not been debarred / suspended by SEBI or any other regulatory authority for accessing / dealing in securities Market. NBSPL, its associates or analyst or his relatives do not hold any financial interest (Except Investment) in the subject company. NBSPL or its associates or Analyst do not have any conflict or material conflict of interest at the time of publication of the research report with the subject company. NBSPL or its associates or Analyst or his relatives may or may not hold beneficial ownership of 1% or more in the subject company at the end of the month immediately preceding the date of publication of this research report.

NBSPL or its associates / analyst has not received any compensation / managed or co-managed public offering of securities of the company covered by Analyst during the past twelve months. NBSPL or its associates have not received any compensation or other benefits from the company covered by Analyst or third party in connection with the research report. Analyst has not served as an officer, director or employee of Subject Company. NBSPL / analyst has not been engaged in market making activity of the subject company.

Analyst Certification: The research analysts and authors of these reports, hereby certify that the views expressed in this research report accurately reflects my/our personal views about the subject securities, issuers, products, sectors or industries. It is also certified that no part of the compensation of the analyst(s) was, is, or will be directly or indirectly related to the inclusion of specific recommendations or views in this research. The analyst(s) principally responsible for the preparation of this research report and has taken reasonable care to achieve and maintain independence and objectivity in making any recommendations.

DISCLAIMER

This report is for the personal information of the authorized recipient and does not construe to be any investment, legal or taxation advice to you. NBSPL is not soliciting any action based upon it. Nothing in this research shall be construed as a solicitation to buy or sell any security or product, or to engage in or refrain from engaging in any such transaction. In preparing this research, we did not take into account the investment objectives, financial situation and particular needs of the reader.

This research has been prepared for the general use of the clients of NBSPL and must not be copied, either in whole or in part, or distributed or redistributed to any other person in any form. If you are not the intended recipient you must not use or disclose the information in this research in any way. Though disseminated to all the customers simultaneously, not all customers may receive this report at the same time. NBSPL will not treat recipients as customers by virtue of their receiving this report. This report is not directed or intended for distribution to or use by any person or entity resident in a state, country or any jurisdiction, where such distribution, publication, availability or use would be contrary to law, regulation or which would subject NBSPL & its group companies to registration or licensing requirements within such jurisdictions.

The report is based on the information obtained from sources believed to be reliable, but we do not make any representation or warranty that it is accurate, complete or up-to-date and it should not be relied upon as such. We accept no obligation to correct or update the information or opinions in it. NBSPL or any of its affiliates or employees shall not be in any way responsible for any loss or damage that may arise to any person from any inadvertent error in the information contained in this report. NBSPL or any of its affiliates or employees do not provide, at any time, any express or implied warranty of any kind, regarding any matter pertaining to this report, including without limitation the implied warranties of merchantability, fitness for a particular purpose, and non-infringement. The recipients of this report should rely on their own investigations.

This information is subject to change without any prior notice. NBSPL reserves its absolute discretion and right to make or refrain from making modifications and alterations to this statement from time to time. Nevertheless, NBSPL is committed to providing independent and transparent recommendations to its clients, and would be happy to provide information in response to specific client queries.

Before making an investment decision on the basis of this research, the reader needs to consider, with or without the assistance of an adviser, whether the advice is appropriate in light of their particular investment needs, objectives and financial circumstances. There are risks involved in securities trading. The price of securities can and does fluctuate, and an individual security may even become valueless. International investors are reminded of the additional risks inherent in international investments, such as currency fluctuations and international stock market or economic conditions, which may adversely affect the value of the investment. Opinions expressed are subject to change without any notice. Neither the company nor the director or the employees of NBSPL accept any liability whatsoever for any direct, indirect, consequential or other loss arising from any use of this research and/or further communication in relation to this research. Here it may be noted that neither NBSPL, nor its directors, employees, agents or representatives shall be liable for any damages whether direct or indirect, incidental, special or consequential including lost revenue or lost profit that may arise from or in connection with the use of the information contained in this report.

Copyright of this document vests exclusively with NBSPL. Our reports are also available on our website www.nirmalbang.com